

Manual > Importing Invoices Declared in e-Way Bill System into Form GSTR-1

How can I import invoices, declared in e-Way Bill System, into Form GSTR-1?

To import invoices, declared in e-Way Bill System, into Form GSTR-1; perform following steps:

1. [Login, navigate to GSTR-1 page and generate GSTR-1 Summary](#).
2. Import invoices, declared in e-Way Bill System, into the following three tiles of the generated GSTR-1 Summary page:
 - I. [4A, 4B, 4C, 6B, 6C - B2B Invoices](#) (To import invoices for taxable outward supply transactions between registered taxable entities/persons)
 - II. [5A, 5B - B2C \(Large\) Invoices](#) (To import invoices for taxable outward inter-State supply transactions between a Registered Supplier and an Unregistered Buyer, where the invoice value is more than Rs 2.5 lakh)
 - III. [12 - HSN-wise-summary of outward supplies](#) (To download the summarized HSN-wise invoices of all outward supplies)

Click each hyperlink to know more.

Dashboard Services GST Law Search Taxpayer Help e-Way Bill System

Dashboard > Returns > GSTR1 English

GSTR-1 - Details of outward supplies of goods or services

GSTIN - 08AACC8796G1ZR
FY - 2018-19

Legal Name - MxWeb Infotech48
Return Period - November

Trade Name - GSTN
Status - Not Filed

Due Date - 11/12/2018

Indicates Mandatory Fields

✔ The summary displayed as on 07/01/2019 10:48:53. For update click on Generate GSTR1 summary

GSTR-1 - Invoice Details

** Important Notice: If the invoices are more than 500 . Please check [here](#)

4A, 4B, 4C, 6B, 6C - B2B Invoices 1

Total Value	Total Taxable Value
₹ 7,94,644.32	₹ 45,646.32
Total Tax Liability	
₹ 2,417.64	
"Total tax liability" includes tax payable by r	
<div style="background-color: #2c5e8c; color: white; padding: 5px; display: inline-block; margin-top: 10px;">IMPORT EWB DATA</div>	

5A, 5B - B2C (Large) Invoices 0

Total Value	Total Taxable Value
₹ 0.00	₹ 0.00
Total Tax Liability	
₹ 0.00	
<div style="background-color: #2c5e8c; color: white; padding: 5px; display: inline-block; margin-top: 10px;">IMPORT EWB DATA</div>	

9B - Credit / Debit Notes (Registered) 0

Total Taxable Value	Total Tax Liability
₹ 0.00	₹ 0.00

9B - Credit / Debit Notes (Unregistered) 0

Total Taxable Value	Total Tax Liability
₹ 0.00	₹ 0.00

6A - Exports Invoices 0

Total Value	Total Taxable Value
₹ 0.00	₹ 0.00
Total Tax Liability	
₹ 0.00	

9A - Amended B2B Invoices 0

Total Value	Total Taxable Value
₹ 0.00	₹ 0.00
Total Tax Liability	
₹ 0.00	

9A - Amended B2C (Large) Invoices 0

Total Value	Total Taxable Value
₹ 0.00	₹ 0.00
Total Tax Liability	
₹ 0.00	

9A - Amended Exports Invoices 0

Total Value	Total Taxable Value
₹ 0.00	₹ 0.00
Total Tax Liability	
₹ 0.00	

9C - Amended Credit/Debit Notes (Registered) 0

Total Taxable Value	Total Tax Liability
₹ 0.00	₹ 0.00

9C - Amended Credit/Debit Notes (Unregistered) 0

Total Taxable Value	Total Tax Liability
₹ 0.00	₹ 0.00

GSTR-1 - Other Details

7 - B2C (Others) 0

Total Taxable Value	Total Tax Liability
₹ 0.00	₹ 0.00

8A, 8B, 8C, 8D - Nil Rated Supplies 0

Total Nil Amt	Total Exempted Amt
₹ 0.00	₹ 0.00
Total Non-GST Amt	
₹ 0.00	

11A(1), 11A(2) - Tax Liability (Advances Received) 0

Gross Advance Received
₹ 0.00
Total Tax Liability
₹ 0.00

11B(1), 11B(2) - Adjustment of Advances 0

Gross Advance Adjusted
₹ 0.00
Total Tax Liability
₹ 0.00

12 - HSN-wise summary of outward supplies 0

Total Value	Total Taxable Value
₹ 0.00	₹ 0.00
Total Tax Liability	
₹ 0.00	

IMPORT EWB DATA

**13 - Documents Issued 0**

Total Docs	Cancelled Docs
0	0
Net Issued Docs	
0	

11A - Amended Tax Liability (Advance Received) 0

Gross Advance Received
₹ 0.00
Total Tax Liability
₹ 0.00

11B - Amendment of Adjustment of Advances 0

Gross Advance Adjusted
₹ 0.00
Total Tax Liability
₹ 0.00

10 - Amended B2C(Others) 0

Total Taxable Value
₹ 0.00
Total Tax Liability
₹ 0.00

GENERATE GSTR1 SUMMARY

I acknowledge that I have reviewed the details of the preview and the information is correct and would like to submit the details. I am aware that no changes can be made after submit.

BACK

PREVIEW

SUBMIT

FILE RETURN



I. 4A, 4B, 4C, 6B, 6C - B2B Invoices

To import B2B EWB invoices in the Form GSTR-1, perform following steps:

1. Click the **IMPORT EWB DATA** button in the "4A, 4B, 4C, 6B, 6C - B2B Invoices" tile.

Note: EWB details shall be available in GST portal based on the e-Way bills raised during the relevant tax period.

₹ - **GSTR-1 - Invoice Details** ** Important Notice: If the invoices are more than 500 . Please check [here](#)

4A, 4B, 4C, 6B, 6C - B2B Invoices	5A, 5B - B2C (Large) Invoices	9B - Credit / Debit Notes (Registered)																										
<table style="width: 100%; border: none;"> <tr> <td style="width: 50%;">Total Value</td> <td style="width: 50%;">Total Taxable Value</td> </tr> <tr> <td>₹ -</td> <td>₹ -</td> </tr> <tr> <td colspan="2">Total Tax Liability</td> </tr> <tr> <td colspan="2">₹ -</td> </tr> <tr> <td colspan="2">liability" includes tax payable by recipient on</td> </tr> <tr> <td colspan="2" style="text-align: center;"> <div style="background-color: #1a3d4d; color: white; padding: 5px; display: inline-block; border-radius: 3px;">IMPORT EWB DATA</div> ⓘ </td> </tr> </table>	Total Value	Total Taxable Value	₹ -	₹ -	Total Tax Liability		₹ -		liability" includes tax payable by recipient on		<div style="background-color: #1a3d4d; color: white; padding: 5px; display: inline-block; border-radius: 3px;">IMPORT EWB DATA</div> ⓘ		<table style="width: 100%; border: none;"> <tr> <td style="width: 50%;">Total Value</td> <td style="width: 50%;">Total Taxable Value</td> </tr> <tr> <td>₹ -</td> <td>₹ -</td> </tr> <tr> <td colspan="2">Total Tax Liability</td> </tr> <tr> <td colspan="2">₹ -</td> </tr> <tr> <td colspan="2" style="text-align: center;"> <div style="background-color: #1a3d4d; color: white; padding: 5px; display: inline-block; border-radius: 3px;">IMPORT EWB DATA</div> ⓘ </td> </tr> </table>	Total Value	Total Taxable Value	₹ -	₹ -	Total Tax Liability		₹ -		<div style="background-color: #1a3d4d; color: white; padding: 5px; display: inline-block; border-radius: 3px;">IMPORT EWB DATA</div> ⓘ		<table style="width: 100%; border: none;"> <tr> <td style="width: 50%;">Total Taxable Value</td> <td style="width: 50%;">Total Tax Liability</td> </tr> <tr> <td>₹ -</td> <td>₹ -</td> </tr> </table>	Total Taxable Value	Total Tax Liability	₹ -	₹ -
Total Value	Total Taxable Value																											
₹ -	₹ -																											
Total Tax Liability																												
₹ -																												
liability" includes tax payable by recipient on																												
<div style="background-color: #1a3d4d; color: white; padding: 5px; display: inline-block; border-radius: 3px;">IMPORT EWB DATA</div> ⓘ																												
Total Value	Total Taxable Value																											
₹ -	₹ -																											
Total Tax Liability																												
₹ -																												
<div style="background-color: #1a3d4d; color: white; padding: 5px; display: inline-block; border-radius: 3px;">IMPORT EWB DATA</div> ⓘ																												
Total Taxable Value	Total Tax Liability																											
₹ -	₹ -																											

2. Based on the number of invoices of current tax period present in the EWB System, a page will be displayed. Click the following hyperlinks to know what happens in each case:

- 2a. [If the number of invoices are less than 50](#)
- 2b. [If the number of invoices are more than 50 but less than 500](#)
- 2c. [If the number of invoices are more than 500](#)

2a. If the number of B2B EWB invoices are less than 50

If the number of invoices are less than 50, following page gets displayed. Perform the steps as mentioned below or click the **BACK** button to go to the previous page.

Dashboard > Returns > EWBGSTR-1 English

E-Way Bill B2B Invoices ↻

Online Upload Of E-Way Bill Invoices

Select All <input type="checkbox"/>	Invoice No.	GSTIN/UIN of Recipient	Invoice date	Receiver Name	Place Of Supply	Total Taxable Value (₹)
<input type="checkbox"/>	GST-1145-1819	07AAACH0566P1ZB	15-11-2018	HOSHIYAR SINGH SURESH CHANDRA SAREES PVT LTD	Delhi	48,000.00
<input type="checkbox"/>	GST-1147-1819	03AAAF7428C1Z2	15-11-2018	CHOICE	Punjab	1,38,905.00

2a(i). If required, click the **DOWNLOAD** button to download the invoices in CSV format.

Dashboard > Returns > EWBGSTR-1 English

E-Way Bill B2B Invoices ↻


Online Upload Of E-Way Bill Invoices

Select All <input type="checkbox"/>	Invoice No.	GSTIN/UIN of Recipient	Invoice date	Receiver Name	Place Of Supply	Total Taxable Value (₹)
<input type="checkbox"/>	GST-1145-1819	07AAACH0566P1ZB	15-11-2018	HOSHIYAR SINGH SURESH CHANDRA SAREES PVT LTD	Delhi	48,000.00
<input type="checkbox"/>	GST-1147-1819	03AAAF7428C1Z2	15-11-2018	CHOICE	Punjab	1,38,905.00

© 2018-19 Goods and Services Tax Network. Site Last Updated on 20-12-2018. Designed & Developed by GSTN.

^


2a(ii). Select all the invoices by selecting the **All** selection box or select the selection boxes against the invoices to be imported. As you make your selection, the "IMPORT" button gets enabled. Click the **IMPORT** button.

E-Way Bill B2B Invoices 

Online Upload Of E-Way Bill Invoices

Select All <input type="checkbox"/>	Invoice No.	GSTIN/UIN of Recipient	Invoice date	Receiver Name	Place Of Supply	Total Taxable Value (₹)
<input checked="" type="checkbox"/>	GST-1145-1819	07AAACH0566P1ZB	15-11-2018	HOSHIYAR SINGH SURESH CHANDRA SAREES PVT LTD	Delhi	48,000.00
<input type="checkbox"/>	GST-1147-1819	03AAAF7428C1Z2	15-11-2018	CHOICE	Punjab	1,38,905.00

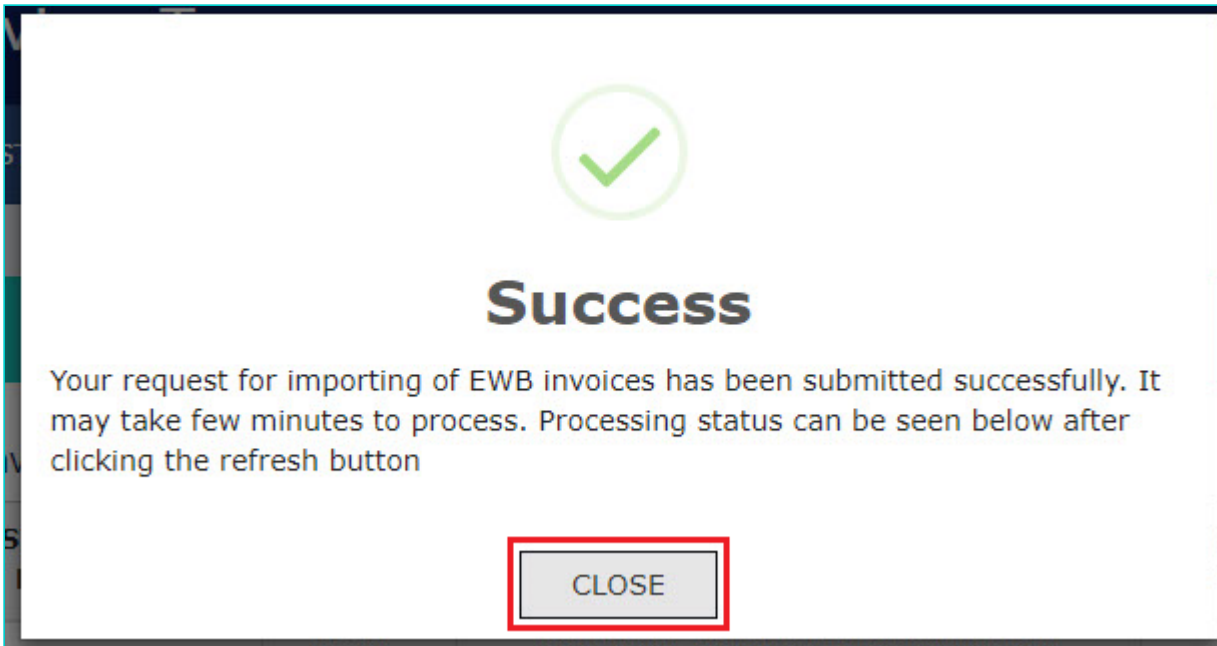
2a(iii). An Information popup is displayed. Click the **OK** button.



Information

Selected Invoices will overwrite existing GSTR1 data with same invoice number.
Do you want to proceed?

2a(iv). A Success popup is displayed. Click the **CLOSE** button.



2a(v). After a few minutes, click the refresh button on the top and processing Status gets displayed in the "Import History" table.

Dashboard > Returns > EWBGSTR-1 English

E-Way Bill B2B Invoices [Refresh]

Online Upload Of E-Way Bill Invoices

Select All <input type="checkbox"/>	Invoice No.	GSTIN/UIN of Recipient	Invoice date	Receiver Name	Place Of Supply	Total Taxable Value (₹)
<input type="checkbox"/>	GST-1145-1819	07AAACH0566P1ZB	15-11-2018	HOSHIYAR SINGH SURESH CHANDRA SAREES PVT LTD	Delhi	48,000.00
<input type="checkbox"/>	GST-1147-1819	03AAAF7428C1Z2	15-11-2018	CHOICE	Punjab	1,38,905.00

Import History

Date	Time	Reference id	Status	Error Report
07/01/2019	19:49:40	d782772f-e4df-4f3d-abe1-37d03f6ee03c	Processed	NA

Note: In case the invoices are processed with error, error report gets generated in JSON format, which can be viewed in the Offline tool to correct the same. Please click [here](#). to view the step-by-step instructions on how to do this in the "Open Downloaded Error File – GSTR1" section of the Offline Tool Manual.

2a(vi). Click BACK and the imported B2B EWB invoice details would be reflected in the tile.

GSTR-1 - Invoice Details *** Important Notice: If the invoices are more than 500 . Please check [here](#)

4A, 4B, 4C, 6B, 6C - B2B Invoices 2

Taxable outward supplies made to registered persons (including UIN-holders)

Total Value	Total Taxable Value
₹ 8,48,404.32	₹ 93,646.32
Total Tax Liability	
₹ 8,177.64	

se charge however the same will not be part of

IMPORT EWB DATA i

5A, 5B - B2C (Large) Invoices 0

Total Value	Total Taxable Value
₹ 0.00	₹ 0.00
Total Tax Liability	
₹ 0.00	

IMPORT EWB DATA i

9B - Credit / Debit Notes (Registered) 0

Total Taxable Value	Total Tax Liability
₹ 0.00	₹ 0.00

2a(vii). Click the tile to cross-check all the processed invoices. The imported B2B EWB invoice would be listed on the top of the "Processed Invoices" list.

Dashboard > Returns > GSTR-1 > B2B English

GSTIN - 08AAYFA3133A1ZO Legal Name - Trade Name - GSTN
 FY - 2018-19 Return Period - November Status - Not Filed

B2B Invoices - Receiver-Wise-Summary ↻

Processed Invoices

Receiver Details	No. of Invoices	Total Taxable Value(₹)	Integrated Tax (₹)	Central Tax (₹)	State/UT Tax (₹)	CESS (₹)
07AAACH0566P1ZB	1	48,000.00	5,760.00	0.00	0.00	0.00
20ABEFS9442F1ZC	1	45,646.32	2,282.32	0.00	0.00	135.32

2a(viii). To edit the imported B2B EWB processed invoice, click its hyperlink in the "Receiver Details" column.

B2B Invoices - Receiver-Wise-Summary ↻

Processed Invoices

Receiver Details	No. of Invoices	Total Taxable Value(₹)	Integrated Tax (₹)	Central Tax (₹)	State/UT Tax (₹)	CESS (₹)
07AAACH0566P1ZB	1	48,000.00	5,760.00	0.00	0.00	0.00
20ABEFS9442F1ZC	1	45,646.32	2,282.32	0.00	0.00	135.32

2a(ix). The B2B Invoices-Summary page is displayed. Click the Edit button in the "Actions" column or the hyperlink in the "Invoice No." column to make changes to the invoice.

Dashboard > Returns > GSTR-1 > B2B English

B2B Invoices - Summary ↻

[Uploaded by Taxpayer](#)
 [Uploaded by Receiver](#)
 [Modified by Receiver](#)
 [Rejected by Receiver](#)

Processed Invoices

Invoice No.	Invoice Date	Total Invoice Value (₹)	Total Taxable Value (₹)	Integrated Tax (₹)	Central Tax (₹)	State/UT Tax (₹)	CESS (₹)	Actions
GST-1145-1819	15/11/2018	53,760.00	48,000.00	5,760.00	0.00	0.00	0.00	<div style="display: flex; align-items: center;"> <div style="border: 1px solid red; padding: 2px; margin-right: 5px;">✎</div> <div style="border: 1px solid red; padding: 2px; margin-right: 5px;">✖</div> <div style="border: 1px solid red; padding: 2px; margin-left: 5px;">Edit</div> </div>

BACK ADD DETAILS

[Go back to the Main Menu](#)

2b. If the number of B2B EWB invoices are more than 50 but less than 500

If the number of invoices are more than 50 but less than 500, following page gets displayed. Perform the steps as mentioned below or click the **BACK** button to go to the previous page.

Dashboard > Returns > EWBGSTR-1 English

E-Way Bill B2B Section Online Download ↻

i You have less than 500 E-way Bill in current tax period. Please click "DOWNLOAD" to download all E-way Bill invoices in CSV format. CSV will be in "GSTR1 offline format" which can be uploaded in offline tool to prepare return.

The default value in "Invoice Type" and "Reverse Charge" fields for the invoices in downloaded excel/Online Import is "Regular" and "N" respectively. However, the taxpayer can change these default values as per the actual nature of transaction before uploading/saving in GSTR1.

DOWNLOAD

BACK

2b(i). Click the **DOWNLOAD** button. A "b2b.csv" file gets downloaded as shown below.

Dashboard > Returns > EWBGSTR-1 English

E-Way Bill B2B Section Online Download

! You have less than 500 E-way Bill in current tax period. Please click "DOWNLOAD" to download all E-way Bill invoices in CSV format. CSV will be in "GSTR1 offline format" which can be uploaded in offline tool to prepare return.

The default value in "Invoice Type" and "Reverse Charge" fields for the invoices in downloaded excel/Online Import is "Regular" and "N" respectively. However, the taxpayer can change these default values as per the actual nature of transaction before uploading/saving in GSTR1.

DOWNLOAD

BACK

© 2018-19 Goods and Services Tax Network Site Last Updated on 31-12-2018 Designed & Developed by GSTN

https://uatreturn.gst.gov.in/returns/auth/gstr1

b2b.csv

2b(ii). To view the downloaded B2B EWB invoices, click on the downloaded **b2b.csv** sheet to open it. To upload these B2B EWB invoices using the offline utility, please follow the steps mentioned [here](#).

b2b (14).csv - Excel

File Home Insert Page Layout Formulas Data Review View Tell me what you want to do... Esakki Raj Perumal Share

Clipboard Font Alignment Number Styles Cells Editing

SECURITY WARNING Some active content has been disabled. Click for more details. Enable Content

A1	GSTIN/UIN of Recipient													
	A	B	C	D	E	F	G	H	I	J	K	L	M	N
	GSTIN/UIN of Recipient	Receiver Name	Invoice Number	Invoice date	Invoice Value	Place Of Supply	Reverse Charge	Invoice Ty	E-Comme	Rate	Applicable	Taxable V	Cess	Amount
1														
2	18ACZPG2595D1Z5	LNG DISTRIBUTOR	3N1812094796	16-Nov-18	3024.5	18-Assam	N	Regular		28	1356.76	0		
3	18ACZPG2595D1Z5	LNG DISTRIBUTOR	3N1812094796	16-Nov-18	3024.5	18-Assam	N	Regular		28	1091.4	0		
4	33AANFR9606C1Z7	RAMSUN AUTOS	3N1812094766	16-Nov-18	3290.24	33-Tamil Nadu	N	Regular		28	2215.41	0		
5	33AANFR9606C1Z7	RAMSUN AUTOS	3N1812094766	16-Nov-18	3290.24	33-Tamil Nadu	N	Regular		18	385.18	0		
6	27AAQHA4661R1Z1	VARDHAMAN AGENCY	3N1812094749	16-Nov-18	381.85	27-Maharashtra	N	Regular		28	298.32	0		
7	10AAKFG5572D1ZQ	GOYAL AUTO SPARES	3N1812094792	16-Nov-18	11887.34	10-Bihar	N	Regular		28	8399.22	0		
8	10AAKFG5572D1ZQ	GOYAL AUTO SPARES	3N1812094792	16-Nov-18	11887.34	10-Bihar	N	Regular		18	963	0		
9	33ABXFS7673P1ZW	SOUTHERN MOTORCYC	3N1812094739	16-Nov-18	7244.57	33-Tamil Nadu	N	Regular		28	5659.83	0		
10	03AMGPS8226A1ZC	A.S.AUTOMOBILES	4N1804018120	16-Nov-18	1892600.32	03-Punjab	N	Regular		28	1478594	0		
11	32AAHFD8596K1ZX	DIYA AUTOMOBILES	3N1812094791	16-Nov-18	15892.58	32-Kerala	N	Regular		28	7247.41	0		
12	32AAHFD8596K1ZX	DIYA AUTOMOBILES	3N1812094791	16-Nov-18	15892.58	32-Kerala	N	Regular		18	5606.61	0		
13	06AAPFR2712P1ZQ	RAJIV SYNDICATE	3N1812094787	16-Nov-18	6116.19	06-Haryana	N	Regular		28	4271.94	0		
14	06AAPFR2712P1ZQ	RAJIV SYNDICATE	3N1812094787	16-Nov-18	6116.19	06-Haryana	N	Regular		18	549.26	0		
15	19ACHPA8919K1Z8	M R AUTO DISTRIBUTO	3N1812094793	16-Nov-18	8128.32	19-West Bengal	N	Regular		28	5238.89	0		
16	19ACHPA8919K1Z8	M R AUTO DISTRIBUTO	3N1812094793	16-Nov-18	8128.32	19-West Bengal	N	Regular		18	1205.53	0		
17	03AACFL1684P1Z2	LADIAN MOTORS	4N1804018122	16-Nov-18	946300.16	03-Punjab	N	Regular		28	739297	0		
18	07AABFE7846H1ZB	ESS AAY AUTOMOTIVE	3N1812094922	16-Nov-18	133751.24	07-Delhi	N	Regular		28	65506.33	0		
19	07AABFE7846H1ZB	ESS AAY AUTOMOTIVE	3N1812094922	16-Nov-18	133751.24	07-Delhi	N	Regular		18	42290.75	0		
20	27AAAF8196J1ZL	THE SPARE HOUSE	3N1812094760	16-Nov-18	8004.1	27-Maharashtra	N	Regular		28	3428.8	0		
21	27AAAF8196J1ZL	THE SPARE HOUSE	3N1812094760	16-Nov-18	8004.1	27-Maharashtra	N	Regular		18	3063.75	0		
22	27AAAF8196J1ZL	THE SPARE HOUSE	3N1812094760	16-Nov-18	8004.1	27-Maharashtra	N	Regular		28	5059.67	0		

Ready

[Go back to the Main Menu](#)

2c. If the number of B2B EWB invoices are more than 500

If the number of invoices are more than 500, following page gets displayed. Perform the steps as mentioned below or click the **BACK** button to go to the previous page.

Dashboard > Returns > EWBGSTR-1 English

Offline Download for EWB

i You have more than 500 E-way Bill in current tax period. Please click "GENERATE FILE TO DOWNLOAD" to download all E-way Bill invoices in excel format. Excel will be in "GSTR1 offline format". You can add more invoices and fill other sheet like B2B, B2CL etc. in downloaded excel and upload in offline tool to prepare your return.

The default value in "Invoice Type" and "Reverse Charge" fields for the invoices in downloaded excel/Online Import is "Regular" and "N" respectively. However, the taxpayer can change these default values as per the actual nature of transaction before uploading/saving in GSTR1.

GENERATE FILE TO DOWNLOAD

BACK

2c(i). Click the **GENERATE FILE TO DOWNLOAD** button.

2c(ii). A message asking you to wait for 20 minutes gets displayed.

Dashboard > Returns > EWBGSTR-1 English

Offline Download for EWB

i You have more than 500 E-way Bill in current tax period. Please click "GENERATE FILE TO DOWNLOAD" to download all E-way Bill invoices in excel format. Excel will be in "GSTR1 offline format". You can add more invoices and fill other sheet like B2B, B2CL etc. in downloaded excel and upload in offline tool to prepare your return.

The default value in "Invoice Type" and "Reverse Charge" fields for the invoices in downloaded excel/Online Import is "Regular" and "N" respectively. However, the taxpayer can change these default values as per the actual nature of transaction before uploading/saving in GSTR1.

i Your request for generation has been accepted kindly wait for 20 min

GENERATE FILE TO DOWNLOAD

BACK

2c(iii). After 20 minutes, another message is displayed and a download link is also provided below the **GENERATE FILE TO DOWNLOAD** button. Click the link to download a zipped folder containing the B2B EWB invoices in excel format.

Dashboard > Returns > EWBGSTR-1 Eng

Offline Download for EWB

ⓘ You have more than 500 E-way Bill in current tax period. Please click "GENERATE FILE TO DOWNLOAD" to download all E-way Bill invoices in excel format. Excel will be in "GSTR1 offline format". You can add more invoices and fill other sheet like B2B, B2CL etc. in downloaded excel and upload in offline tool to prepare your return.

The default value in "Invoice Type" and "Reverse Charge" fields for the invoices in downloaded excel/Online Import is "Regular" and "N" respectively. However, the taxpayer can change these default values as per the actual nature of transaction before uploading/saving in GSTR1.

✔ You have downloaded the file last on 07/01/2019 at 19:35:05. To view the same file, click on the link available below the button. To generate the latest file, click on the download button again

GENERATE FILE TO DOWNLOAD

[EWBReport.tar.gz](#)

BACK

© 2018-19 Goods and Services Tax Network Site Last Updated on 31-12-2018 Designed & Developed by GSTN

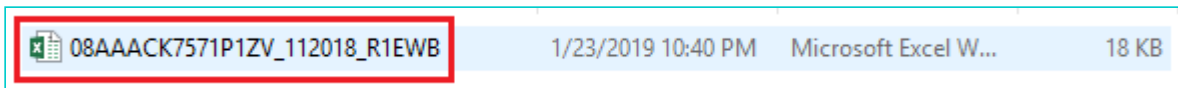
<https://uatreturn.gst.gov.in/returns/auth/gstr1>

08AAACK7571P1ZV_112018_R1E ^

2c(iv). Right-click on the zipped folder and click **Extract All**.

The screenshot shows a file explorer window with a zipped folder named "08AAACK7571P1ZV_112018_R1E" selected. A right-click context menu is open over the folder. The "Extract All.." option is highlighted with a red box. Other options in the menu include "Open", "Open in new window", "Classify and protect", "7-Zip", "CRC SHA", "Scan for Viruses...", "Pin to Start", "TortoiseSVN", "Open with", "Restore previous versions", "Send to", "Cut", "Copy", "Create shortcut", "Delete", "Rename", and "Properties".

2c(v) Unzipped Excel File gets displayed. Click it to open it.



2c(vi). The downloaded B2B EWB invoices get displayed. To upload these invoices using the offline utility, follow the steps mentioned [here](#).

	A	B	C	D	E	F	G	H	I	J	K	
4	GSTIN/UIIN of Recipient	Receiver Name	Invoice Number	Invoice date	Invoice Value	Place Of Supply	Reverse Charge	Invoice Type	E-Commerce GSTIN	Applicable % of Tax Rate	Taxable Value	Cess Amount
6	18ACZPG2595D1Z5	LNG DISTRIBUTO	3N1812094796	16-Nov-18	3024.5	18-Assam	N	Regular		28	1356.76	0
7	18ACZPG2595D1Z5	LNG DISTRIBUTO	3N1812094796	16-Nov-18	3024.5	18-Assam	N	Regular		18	1091.4	0
8	33AANFR9606C1Z7	RAMSUN AUTOS	3N1812094766	16-Nov-18	3290.24	33-Tamil Nadu	N	Regular		28	2215.41	0
9	33AANFR9606C1Z7	RAMSUN AUTOS	3N1812094766	16-Nov-18	3290.24	33-Tamil Nadu	N	Regular		18	385.18	0
10	27AAQHA4661R1Z1	VARDHAMAN AC	3N1812094749	16-Nov-18	381.85	27-Maharashtra	N	Regular		28	298.32	0
11	10AAKFG5572D1ZQ	GOYAL AUTO SPA	3N1812094792	16-Nov-18	11887.34	10-Bihar	N	Regular		28	8399.22	0
12	10AAKFG5572D1ZQ	GOYAL AUTO SPA	3N1812094792	16-Nov-18	11887.34	10-Bihar	N	Regular		18	963	0
13	33ABXFS7673P1ZW	SOUTHERN MOTI	3N1812094739	16-Nov-18	7244.57	33-Tamil Nadu	N	Regular		28	5659.83	0
14	03AMGPS8226A1ZC	A.S.AUTOMOBILI	4N1804018120	16-Nov-18	1892600.3	03-Punjab	N	Regular		28	1478594	0
15	32AAHFD8596K1ZX	DIYA AUTOMOB	3N1812094791	16-Nov-18	15892.58	32-Kerala	N	Regular		28	7247.41	0
16	32AAHFD8596K1ZX	DIYA AUTOMOB	3N1812094791	16-Nov-18	15892.58	32-Kerala	N	Regular		18	5606.61	0
17	06AAPFR2712P1ZQ	RAJIV SYNDICATI	3N1812094787	16-Nov-18	6116.19	06-Haryana	N	Regular		28	4271.94	0
18	06AAPFR2712P1ZQ	RAJIV SYNDICATI	3N1812094787	16-Nov-18	6116.19	06-Haryana	N	Regular		18	549.26	0
19	19ACHPA8919K1Z8	M R AUTO DISTRI	3N1812094793	16-Nov-18	8128.32	19-West Bengal	N	Regular		28	5238.89	0
20	19ACHPA8919K1Z8	M R AUTO DISTRI	3N1812094793	16-Nov-18	8128.32	19-West Bengal	N	Regular		18	1205.53	0
21	03AACFL1684P1Z2	LADIAN MOTORS	4N1804018122	16-Nov-18	946300.16	03-Punjab	N	Regular		28	739297	0
22	07AABFE7846H1ZB	ESS AAY AUTOM	3N1812094922	16-Nov-18	133751.24	07-Delhi	N	Regular		28	65506.33	0
23	07AABFE7846H1ZB	ESS AAY AUTOM	3N1812094922	16-Nov-18	133751.24	07-Delhi	N	Regular		18	42290.75	0

[Go back to the Main Menu](#)

II. 5A, 5B - B2C (Large) Invoices

To import B2CL EWB invoices in Form GSTR-1, perform the following steps:

1. Click the **IMPORT EWB DATA** button in the "5A, 5B - B2C (Large) Invoices" tile.

Note: EWB details shall be available in GST portal based on the e-Way bills raised during the relevant tax period.

GSTR-1 - Invoice Details ** Important Notice: If the invoices are more than 500 . Please check [here](#) [Help](#)

4A, 4B, 4C, 6B, 6C - B2B Invoices 2		5A, 5B - B2C (Large) Invoices 0		9B - Credit / Debit Notes (Registered) 0	
Total Value	Total Taxable Value	Total Value	Total Taxable Value	Total Taxable Value	Total Tax Liability
₹ 8,48,404.32	₹ 93,646.32	₹ 0.00	₹ 0.00	₹ 0.00	₹ 0.00
Total Tax Liability		Total Tax Liability			
₹ 8,177.64		₹ 0.00			
liability" includes tax payable by recipient on :					
IMPORT EWB DATA ⓘ		IMPORT EWB DATA ⓘ			

2. Based on the number of invoices of current tax period present in the EWB System, a page will be displayed. Click the following hyperlinks to know what happens in each case:

- 2a. [If the number of invoices are less than 50](#)
- 2b. [If the number of invoices are more than 50 but less than 500](#)
- 2c. [If the number of invoices are more than 500](#)

2a. If the number of invoices are less than 50

If the number of invoices are less than 50, following page gets displayed. Perform the same steps you would have performed to import B2B invoices, as mentioned [here](#).

Dashboard > Returns > EWBGSTR-1 English

E-Way Bill B2CL Invoices ⓘ

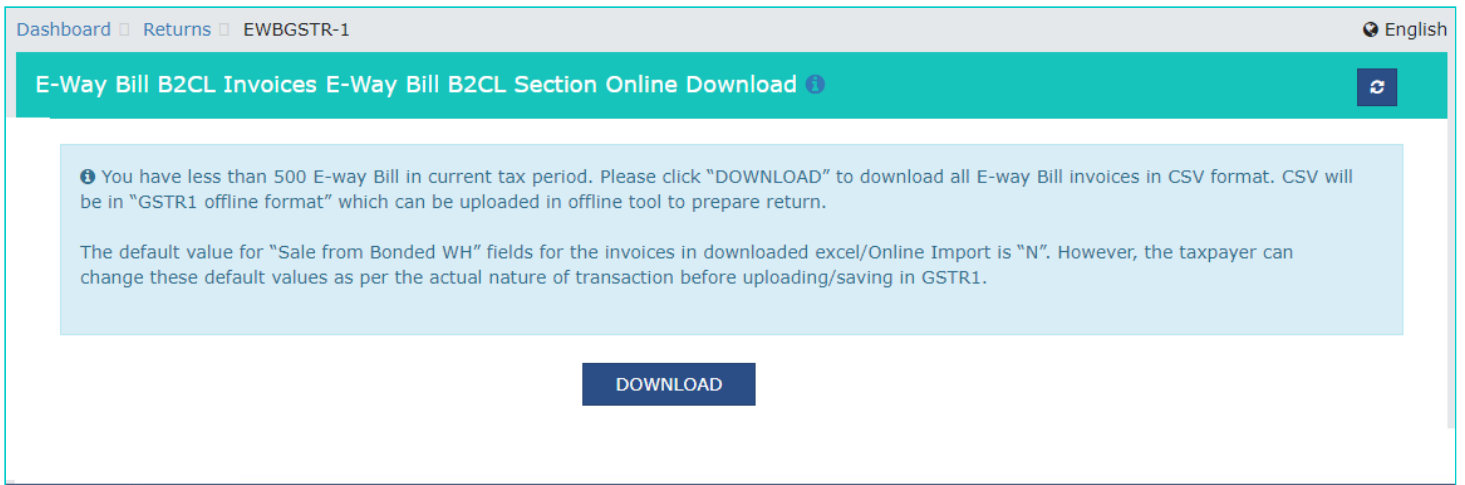
Select All	Invoice No.	Invoice date	Place Of Supply	Total Taxable Value (₹)
<input type="checkbox"/>	1599	16-11-2018	Madhya Pradesh	2,14,190.01

[BACK](#) [IMPORT](#) [DOWNLOAD](#)

[Go back to the Main Menu](#)

2b. If the number of B2CL EWB invoices are more than 50 but less than 500

If the number of invoices are more than 50 but less than 500, following page gets displayed. Perform the steps as mentioned below.



Dashboard ▾ Returns ▾ EWBGSTR-1 English

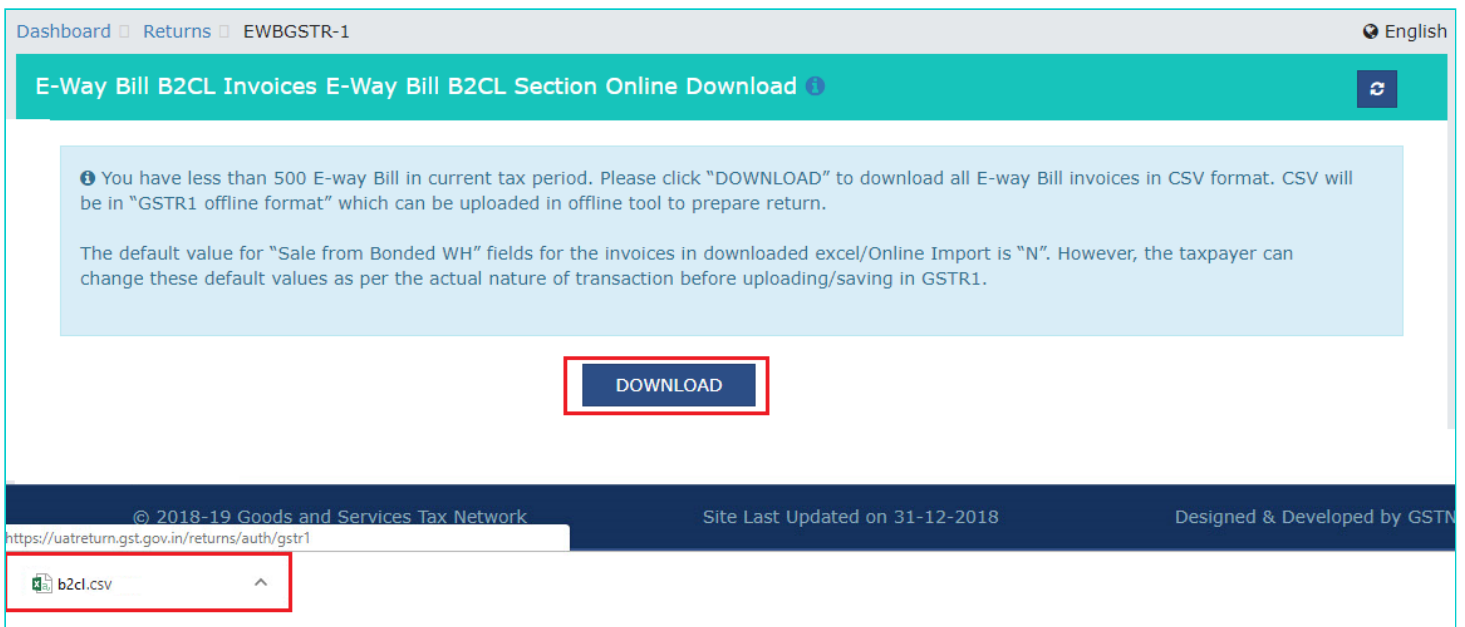
E-Way Bill B2CL Invoices E-Way Bill B2CL Section Online Download ↻

i You have less than 500 E-way Bill in current tax period. Please click "DOWNLOAD" to download all E-way Bill invoices in CSV format. CSV will be in "GSTR1 offline format" which can be uploaded in offline tool to prepare return.

The default value for "Sale from Bonded WH" fields for the invoices in downloaded excel/Online Import is "N". However, the taxpayer can change these default values as per the actual nature of transaction before uploading/saving in GSTR1.

DOWNLOAD

2b(i). Click the **DOWNLOAD** button. A "b2cl.csv" file gets downloaded as shown below.



Dashboard ▾ Returns ▾ EWBGSTR-1 English

E-Way Bill B2CL Invoices E-Way Bill B2CL Section Online Download ↻

i You have less than 500 E-way Bill in current tax period. Please click "DOWNLOAD" to download all E-way Bill invoices in CSV format. CSV will be in "GSTR1 offline format" which can be uploaded in offline tool to prepare return.

The default value for "Sale from Bonded WH" fields for the invoices in downloaded excel/Online Import is "N". However, the taxpayer can change these default values as per the actual nature of transaction before uploading/saving in GSTR1.

DOWNLOAD

© 2018-19 Goods and Services Tax Network Site Last Updated on 31-12-2018 Designed & Developed by GSTM

https://uatreturn.gst.gov.in/returns/auth/gstr1

b2cl.csv ^

2b(ii). To view the downloaded B2CI EWB invoices, click on the downloaded **b2cl.csv** sheet to open it. To upload these B2CL EWB invoices using the offline utility, please follow the steps mentioned [here](#).

Invoice No	Invoice Date	Invoice Value	Place of Supply	Applicable Rate	Taxable Value	Cess Amount	E-Commerce	Sale from Bonded WH
1599	#####	252744	23-Madhya Pradesh	18	214190	0	N	
1699	#####	3024.5	18-Assam	28	1091.4	0	N	
1799	#####	3024.5	18-Assam	18	2215.41	0	N	
1899	#####	3290.24	33-Tamil Nadu	28	385.18	0	N	
1999	#####	3290.24	33-Tamil Nadu	28	298.32	0	N	
2599	#####	381.85	27-Maharashtra	18	8399.22	0	N	
3599	#####	11887.34	10-Bihar	28	963	0	N	
4599	#####	11887.34	10-Bihar	28	5659.83	0	N	
5599	#####	7244.57	33-Tamil Nadu	28	1478594	0	N	
6599	#####	1892600	03-Punjab	18	7247.41	0	N	
6599	#####	15892.58	32-Kerala	28	5606.61	0	N	
7599	#####	15892.58	32-Kerala	18	4271.94	0	N	
8599	#####	6116.19	06-Haryana	28	549.26	0	N	
9599	#####	6116.19	06-Haryana	28	5238.89	0	N	
8599	#####	8128.32	19-West Bengal	18	1205.53	0	N	
9591	#####	8128.32	19-West Bengal	28	739297	0	N	
9592	#####	946300.2	03-Punjab	18	65506.33	0	N	
9593	#####	133751.2	07-Delhi	28	42290.75	0	N	
9594	#####	133751.2	07-Delhi	28	3428.8	0	N	
9595	#####	8004.1	27-Maharashtra	18	3063.75	0	N	

[Go back to the Main Menu](#)

2c. If the number of B2CL EWB invoices are more than 500

If the number of B2CL EWB invoices are more than 500, following page gets displayed. Perform the same steps you would have performed to import B2B invoices, as mentioned [here](#).

Dashboard > Returns > EWBGSTR-1 English

Offline Download for EWB
↻

! You have more than 500 E-way Bill in current tax period. Please click "GENERATE FILE TO DOWNLOAD" to download all E-way Bill invoices in excel format. Excel will be in "GSTR1 offline format". You can add more invoices and fill other sheet like B2B, B2CL etc. in downloaded excel and upload in offline tool to prepare your return.

The default value in "Invoice Type" and "Reverse Charge" fields for the invoices in downloaded excel/Online Import is "Regular" and "N" respectively. However, the taxpayer can change these default values as per the actual nature of transaction before uploading/saving in GSTR1.

GENERATE FILE TO DOWNLOAD

BACK

[Go back to the Main Menu](#)

III. 12 - HSN-wise-summary of outward supplies

To import HSN-wise EWB invoices in the Form GSTR-1, perform the following steps:

1. Click the **IMPORT EWB DATA** button in the "12 - HSN-wise-summary of outward supplies" tile.

Note: EWB details shall be available in GST portal based on the e-Way bills raised during the relevant tax period.

11B(1), 11B(2) - Adjustment of Advances	12 - HSN-wise summary of outward supplies	13 - Documents Issued
Gross Advance Adjusted ₹ 0.00 Total Tax Liability ₹ 0.00	Total Value ₹ 0.00 Total Tax Liability ₹ 0.00 IMPORT EWB DATA	Total Docs 0 Net Issued Docs 0 Cancelled Docs 0

2. Based on the number of invoices of current tax period present in the EWB System, a page will be displayed. Click the following hyperlinks to know what happens in each case:

2a. [If the number of invoices are less than 50](#)

2b. [If the number of invoices are more than 50 but less than 500](#)

2c. [If the number of invoices are more than 500](#)

2a. If the number of HSN-wise EWB invoices are less than 50

If the number of HSN-wise EWB invoices are less than 50, following page gets displayed. Perform the steps as mentioned below or click the **BACK** button to go to the previous page.

Dashboard > Returns > EWBGSTR-1 English

E-Way Bill HSN Details

HSN	Description	UQC	Total Quantity	Invoice number	section
6307	LEHANGA	PCS	16	GST-1147-1819	B2B

2a(i). Click the **DOWNLOAD** button. An "hsn.csv" file gets downloaded as shown below.

Dashboard > Returns > EWBGSTR-1

E-Way Bill HSN Details

HSN	Description	UQC	Total Quantity	Invoice number	section
6307	LEHANGA	PCS	16	GST-1147-1819	B2B

BACK DOWNLOAD

https://uatreturn.gst.gov.in/returns/auth/gstr1

hsn (2).csv
210/210 B

Show all X

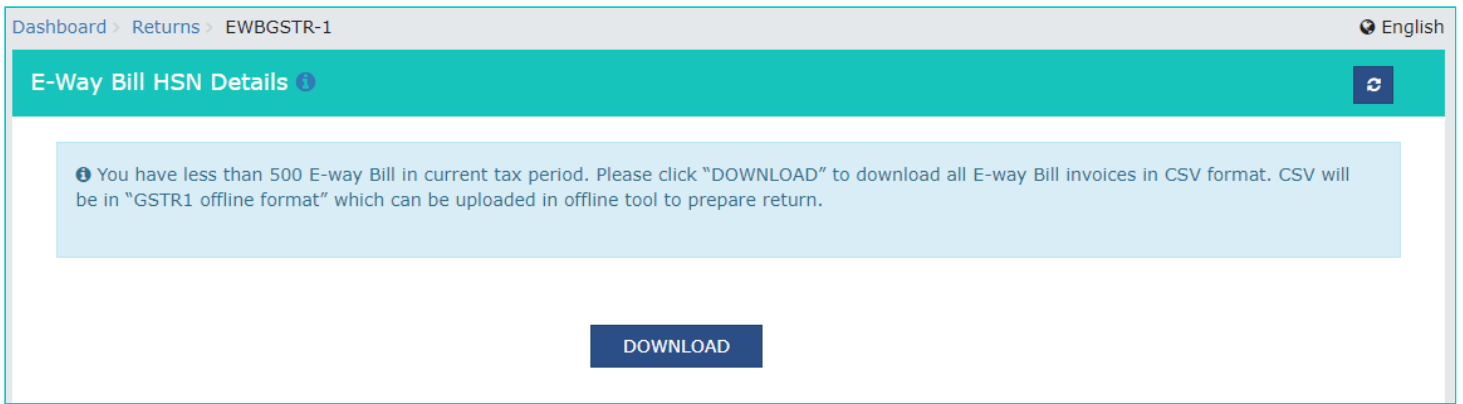
2a(ii). To view the downloaded HSN-wise EWB invoices, click on the downloaded **hsn.csv** sheet to open it. To upload these invoices using the offline utility, please follow the steps mentioned [here](#).

HSN	Descriptic	UQC	Total Qua	Total Valu	Taxable V	Integratec	Central Ta	State/UT	Cess Amount
6307	Lehang	PCS	16	1988	8430875	8430875			0

[Go back to the Main Menu](#)

2b. If the number of HSN-wise EWB invoices are more than 50 but less than 500

If the number of HSN-wise EWB invoices are more than 50 but less than 500, following page gets displayed. Perform the steps as mentioned below.



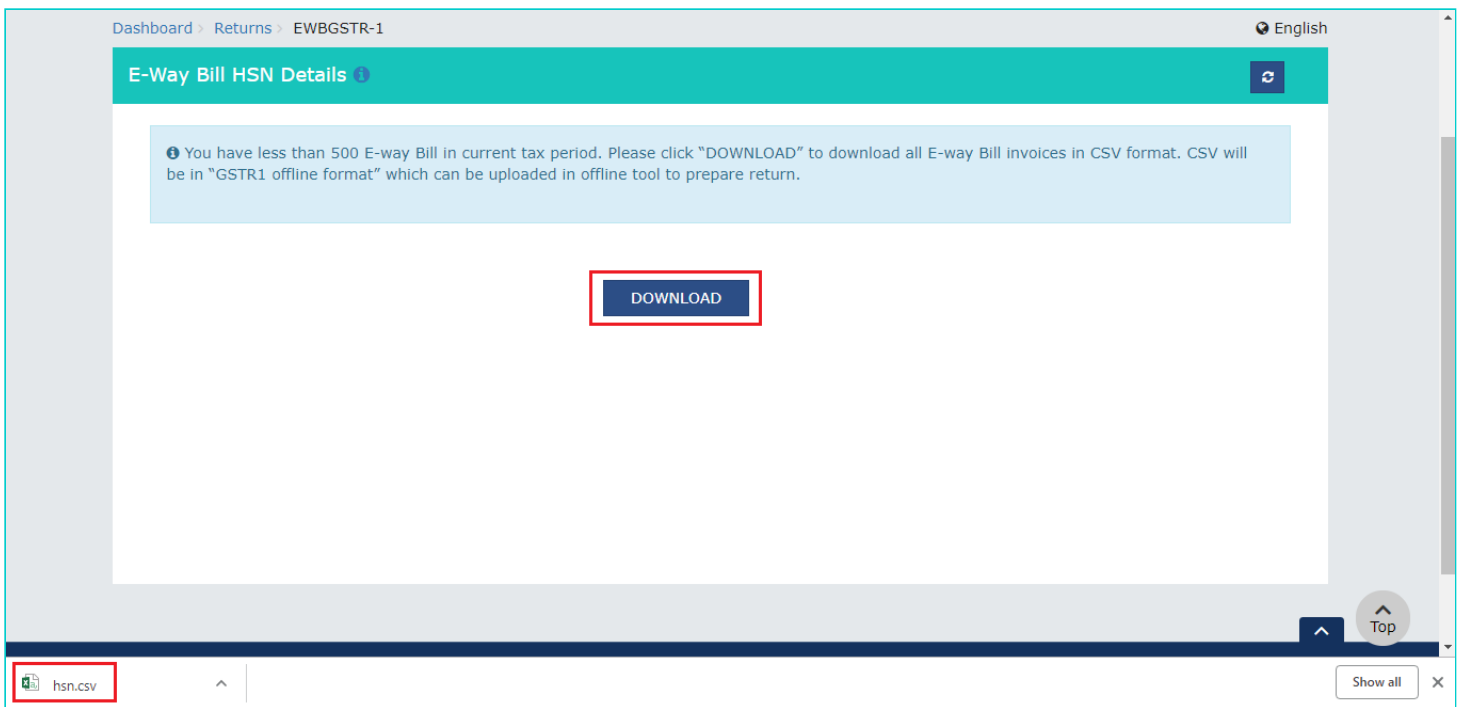
Dashboard > Returns > EWBGSTR-1 English

E-Way Bill HSN Details ↻

! You have less than 500 E-way Bill in current tax period. Please click "DOWNLOAD" to download all E-way Bill invoices in CSV format. CSV will be in "GSTR1 offline format" which can be uploaded in offline tool to prepare return.

DOWNLOAD

2b(i). Click the **DOWNLOAD** button. An "hsn.csv" file gets downloaded as shown below.



Dashboard > Returns > EWBGSTR-1 English

E-Way Bill HSN Details ↻

! You have less than 500 E-way Bill in current tax period. Please click "DOWNLOAD" to download all E-way Bill invoices in CSV format. CSV will be in "GSTR1 offline format" which can be uploaded in offline tool to prepare return.

DOWNLOAD

↑ Top

hsn.csv Show all X

2b(ii). To view the downloaded HSN-wise EWB invoices, click on the downloaded **hsn.csv** sheet to open it. To upload these invoices using the offline utility, please follow the steps mentioned [here](#).

1	HSN	Descriptive UQC	Total Qty	Total Value	Taxable Value	Integrator	Central Tax	State/UT Tax	Cess Amount
2	2523	CEMENT MTS-MET	1988	8430875	8430875	45062.49	0	0	0
3	7204	MS HEAVY MTS-MET	17.92	485829.1	485829.1	0	87449.24	87449.24	0
4	2523	MTS-MET	1841.26	7224114	7224114	25755.59	0	0	0
5	7204	MS LIGHT TON-TON	3.24	76140	76140	0	13705.2	13705.2	0
6	25232910	CEMENT MTS-MET	67	291031.3	291031.3	81488.75	36487.5	36487.5	0
7	3523	CEMENT MTS-MET	1988	8430875	8430875	45062.49	0	0	0
8	8204	MS HEAVY MTS-MET	17.92	485829.1	485829.1	0	87449.24	87449.24	0
9	1523	MTS-MET	1841.26	7224114	7224114	25755.59	0	0	0
10	6204	MS LIGHT TON-TON	3.24	76140	76140	0	13705.2	13705.2	0
11	15232910	CEMENT MTS-MET	67	291031.3	291031.3	81488.75	36487.5	36487.5	0
12	3523	CEMENT MTS-MET	1988	8430875	8430875	45062.49	0	0	0
13	2204	MS HEAVY MTS-MET	17.92	485829.1	485829.1	0	87449.24	87449.24	0
14	4523	MTS-MET	1841.26	7224114	7224114	25755.59	0	0	0
15	7205	MS LIGHT TON-TON	3.24	76140	76140	0	13705.2	13705.2	0
16	25232	CEMENT MTS-MET	67	291031.3	291031.3	81488.75	36487.5	36487.5	0
17	8523	CEMENT MTS-MET	1988	8430875	8430875	45062.49	0	0	0
18	3204	MS HEAVY MTS-MET	17.92	485829.1	485829.1	0	87449.24	87449.24	0
19	12523	MTS-MET	1841.26	7224114	7224114	25755.59	0	0	0
20	13204	MS LIGHT TON-TON	3.24	76140	76140	0	13705.2	13705.2	0
21	14232910	CEMENT MTS-MET	67	291031.3	291031.3	81488.75	36487.5	36487.5	0

[Go back to the Main Menu](#)

2c. If the number of HSN-wise EWB invoices are more than 500

If the number of HSN-wise EWB invoices are more than 500, following page gets displayed. Perform the same steps you would have performed to import B2B invoices, as mentioned [here](#).

Dashboard > Returns > EWBGSTR-1 English

Offline Download for EWB
↻

! You have more than 500 E-way Bill in current tax period. Please click "GENERATE FILE TO DOWNLOAD" to download all E-way Bill invoices in excel format. Excel will be in "GSTR1 offline format". You can add more invoices and fill other sheet like B2B, B2CL etc. in downloaded excel and upload in offline tool to prepare your return.

The default value in "Invoice Type" and "Reverse Charge" fields for the invoices in downloaded excel/Online Import is "Regular" and "N" respectively. However, the taxpayer can change these default values as per the actual nature of transaction before uploading/saving in GSTR1.

GENERATE FILE TO DOWNLOAD

BACK

[Go back to the Main Menu](#)